

Operating System:

- Windows Vista® Home Basic (32/64bit)
- Windows Vista® Home Premium (32/64bit)
- Windows Vista® Home Ultimate (32/64bit)
- Windows™ XP Professional or Home Edition with Service Pack 1 or 2
- Windows™ 2000 Professional with Service Pack 4
- Windows™ XP Media Center Edition 2004 or 2005
- Windows™ XP Tablet PC Edition 2004 or 2005

Not compatible with Macintosh computers.

Hardware Requirement:

- Windows Vista® Ultimate, Business Home Premium or Home Basic (32/64bit)
CPU needs to be: Intel Pentium 800MHz (1 GHz recommended)
- Windows™ XP Home/Professional or Tablet Edition
CPU needs to be: Intel Pentium 350MHz

Required Memory:

- 256MB minimum (512MB recommended) for Windows XP
- 512MB minimum (1 GB recommended) for Windows Vista Home Basic
- 1 GB minimum for Windows Vista Home Premium, Business or Ultimate

Required Disk Space:

- 300MB available for installation Windows XP

Required Monitor:

- 1024 x 768 (XGA) minimum with high color

Browsers:

- Microsoft Internet Explorer 6.0 with Service Pack 2 - Microsoft Windows XP only
- Microsoft Internet Explorer 7.0
- Mozilla Firefox 2.0

Uninstall any existing Trend Micro, Internet Safety Kit or other security software before downloading the security suite.

Download and Installation Instructions:

1. Log in to the End User Control Panel by going to <http://myaccount.chesnet.net/> or click on the My Account link on the homepage of our website www.chesnet.net.
2. Click on the Trend Micro AV link to access the download area for the software.

chesnee communications
A SkyBest Company

Help

This is child: **chesnee_test**
[Return to Parent](#)

Child account of: davidgil

- Home
- + Change Password
- + Manage Website
- + Webmail
- + Greymail
- + Email Settings
- + **Trend Micro AV**
- + Download N-Drive
- + Speedtest
- + Manage N-Drive

= New Window

NOTE: Some changes made using this interface may take up to 30 minutes to take effect.

Current Usage
Mail Storage: 0.00 MB of 100 MB
Disk Use: 0.00 MB of 10 MB
N-Drive Use: Unknown
Video Mail Use: 0 Mins

Account Info
Userid: chesnee_test
Name: David G
Account Number: 461-2211

Mail Settings
Email Address: chesnee_test@chesnet.net
Mail Quota: 100MB
Incoming Mail Server: pop.chesnet.net
Outgoing Mail Server: smtp.chesnet.net

Personal Web Site Settings
URL: http://web.chesnet.net/~chesnee_test
FTP Server: ftp.chesnet.net
Ftp Username: chesnee_test@chesnet.net

N-Drive Settings
Status: Enabled
Quota: 10 megabytes




Click on Trend Micro AV to access download area.


© 2008 Chesnee Communications
All Rights Reserved.

3. Click on the Download button.

This is child: chesnee_test
[Return to Parent](#)

Child account of: davidgil

- + Home
- + Change Password
- + Manage Website
- + Webmail 
- + Greymail 
- + Email Settings
- + Trend Micro AV
- + Download N-Drive
- + Speedtest 
- + Manage N-Drive

 = New Window

NOTE: Some changes made using this interface may take up to 30 minutes to take effect.


Trend Micro® Security Suite is an easy-to-use, comprehensive security solution that keeps out hackers, viruses, worms, fraudulent emails and other threats. It uses award-winning firewall technology from Trend Micro, and includes antivirus, phishing & spam protection, Web site filtering, privacy protection, instant messaging security, and more.

Key Features Include:

- Easy-to-use firewall blocks hackers and other unknown threats.
- Stops viruses and worms, and protects against emerging viruses before they attack.
- Protects against identity theft and online profiling.
- Quarantines suspicious email attachments and blocks outbound messages containing potential viruses.
- Protects users of the most popular IM services and shields you from IM spammers, thieves, and online predators. Blocks access to offensive Web site content.
- Anti-Phishing & Spam Blocker automatically stop dangerous phishing emails and spam from getting into your inbox. Plus, they constantly adapt to the ever-changing techniques of professional spammers—protecting you against the latest "phishing" schemes.
- Automatically secures PCs connected to wireless networks—at home or on the road.

System Requirements:

- Windows 2000/XP:
 - Pentium III 450 MHz or higher
 - Minimum system RAM: 128 MB
- Windows Vista (32-bit):
 - Pentium III 800 MHz or higher
 - Minimum system RAM: 512 MB
- 50 MB of available hard disk space.
- Internet access.
- Supported protocols for email scanning: POP3 and IMAP4 for incoming; SMTP for outgoing.

 **TREND MICRO**

Click the download button to the left to begin your download of the software. You will be taken to a page that displays your user registration number. Please make a note of it for future reference.

[Download](#)

Click this button to start the download.

4. Be sure to record the Product Registration/Serial Number. You will need this number to install the software on your PC.

Trend Micro Reg/Serial Number: _____ - _____ - _____ - _____ - _____

5. Click on the Download Now icon to begin downloading software.

The screenshot shows the Chesnee Communications parent control interface. On the left, there is a sidebar with the Chesnee Communications logo and a list of links for managing a child account named 'chesnee_test'. The main content area is titled 'Software Download' and contains instructions to click a 'Download Now' icon to begin downloading Trend Micro security software. A callout box points to the 'Download Now' icon with the text 'Click on the icon to begin downloading.' Below this, there is a section titled 'Your Existing Keys' which shows a table with columns for 'Serial Number', 'Description', and 'Delete?'. The table currently contains one row with a 'Received new key.' message. Below the table are buttons for 'Generate New Key' and 'Apply Changes'. At the bottom of the page, there is a copyright notice: '© 2008 Chesnee Communications All Rights Reserved.'

6. Click on the Run button at the Internet Explorer – Security Warning prompt, then click on the Run button again at the File Downloading – Security Warning prompt to start downloading.

7. Download will take up to 10 minutes with Chesnee Communications High-Speed Internet; with Chesnee Dial-Up it may take a few hours. If you are using dial-up, make sure that the connection does not drop during the download. Once download is complete, restart your computer and follow the Trend Micro Internet Security Suite – Install Wizard which will guide you through the installation process.

8. Please read and click on “I accept the terms in the license agreement.” Click on the Next button.

9. Enter your Trend Micro Reg/Serial Number from step 4; click on the Next button.

10. Select which features you want to install – full installation is recommended. Select the folder in which install it, click on the Next button.

11. Change any default Optional Online Services or simply click on the Install button. Please wait a few minutes while the setup program installs Trend Micro Internet Security Suite. Once installation is complete you must restart your computer for settings to take effect.

12. Click on the Finish button. Save any open files and close all programs and restart your computer. After your computer has restarted, you will see the Trend Micro Internet Icon. To configure the protection status, register your subscription, update and scan your computer.

13. Once your subscription has been registered you will receive a confirmation e-mail from TMOS_reg@trendmicro.com. Please do not reply to this e-mail, but keep this information in a secure place for further reference. This information helps our Technical Support Team provide you with assistance, which you can access 24 hours a day, 7 days a week at 461-2200 or (toll free) 888-375-1553.